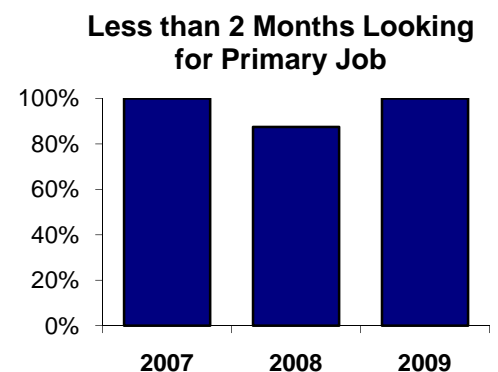
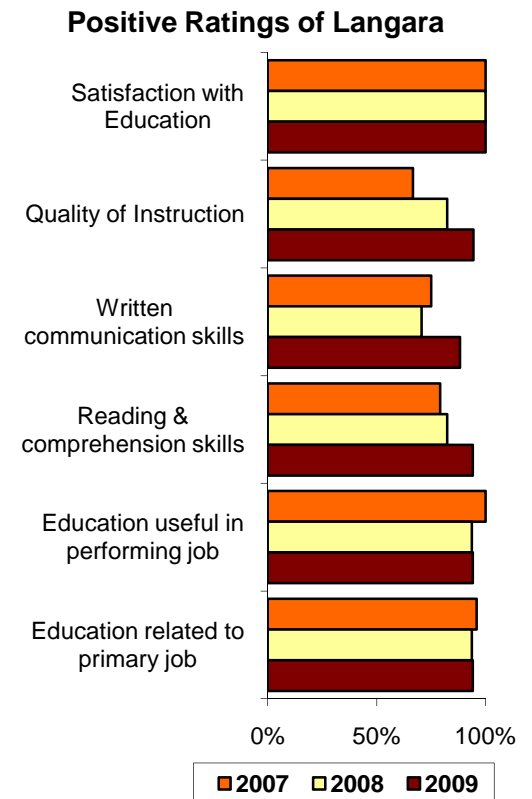
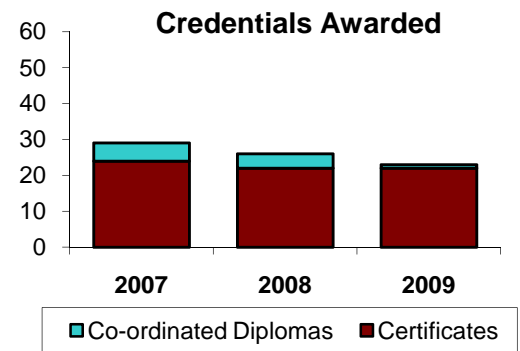


## Student Outcomes Performance Indicators: Education Assistant

	2007	2008	2009
<b>Credentials Awarded</b>			
Certificates	24	22	22
Co-ordinated Diplomas	5	4	1
<b>Student Outcomes Survey Results</b>			
Number of survey respondents	24	17	18
<b>Current Activity</b>			
Further studies	17%	35%	28%
Employed full-time	78%	100%	93%
<b>Langara Education % Positive Ratings</b>			
Satisfaction with Education	100%	100%	100%
Quality of Instruction	67%	82%	94%
Instructor available outside of class	92%	73%	100%
Instructor helpfulness	88%	81%	100%
Fair assessments	75%	82%	100%
Written communication skills	75%	71%	88%
Oral communication skills	67%	75%	94%
Critical analysis skills	78%	88%	94%
Problem solving skills	87%	76%	89%
Reading & comprehension skills	79%	82%	94%
Group collaboration skills	87%	82%	94%
Mathematics skills	0%	45%	50%
Independent learning skills	71%	69%	100%
Innovative thinking	88%	n/a	94%
Organization of program	67%	82%	94%
Textbooks & learning materials	29%	65%	100%
Library materials	57%	67%	88%
Amount of practical experience	100%	88%	100%
Courses were up to date	91%	82%	100%
Courses were relevant to field	92%	82%	100%
<b>Employment % Positive Ratings</b>			
Education useful in performing job	100%	94%	94%
Education related to primary job	96%	94%	94%
<b>Further Education % Positive Ratings</b>			
Transfer experience	0%	0%	100%
Related to Langara education	75%	67%	80%
Prepared for further studies	100%	80%	100%



<sup>1</sup> At least 30 hours per week in their main job

<sup>2</sup> Percent of respondents who rated the item positively (e.g.: 'Well' or 'Very Well')

<sup>3</sup> Among employed respondents only

<sup>4</sup> Among respondents taking further studies only