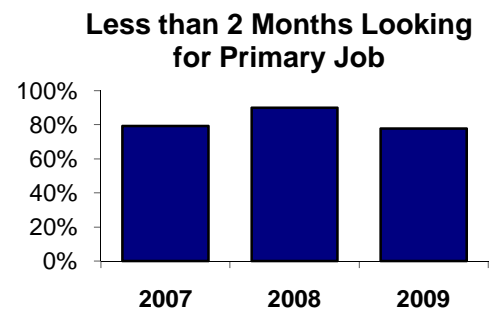
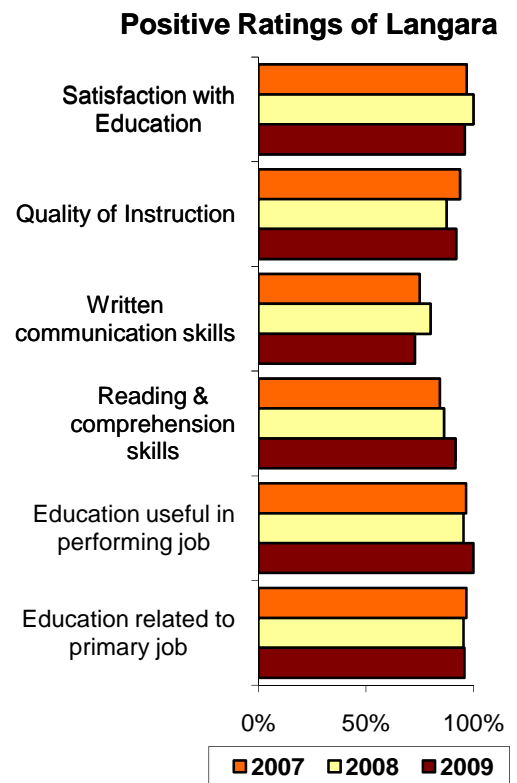
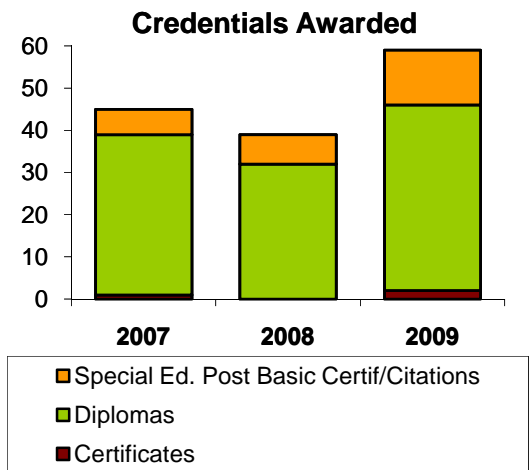


Student Outcomes Performance Indicators: Early Childhood Education

	2007	2008	2009
Credentials Awarded			
Certificates	1	0	2
Diplomas	38	32	44
Special Ed. Post Basic Certif/Citations	6	7	13
Student Outcomes Survey Results			
Number of survey respondents	32	24	25
Current Activity			
Further studies	53%	50%	48%
Employed full-time	84%	91%	83%
Langara Education % Positive Ratings			
Satisfaction with Education	97%	100%	96%
Quality of Instruction	94%	88%	92%
Instructor available outside of class	91%	74%	92%
Instructor helpfulness	94%	78%	88%
Fair assessments	84%	83%	84%
Written communication skills	75%	80%	73%
Oral communication skills	84%	68%	92%
Critical analysis skills	75%	91%	83%
Problem solving skills	78%	91%	88%
Reading & comprehension skills	84%	86%	92%
Group collaboration skills	91%	91%	92%
Mathematics skills	55%	46%	46%
Independent learning skills	88%	81%	83%
Innovative thinking	81%	n/a	92%
Organization of program	91%	79%	76%
Textbooks & learning materials	66%	67%	72%
Library materials	71%	70%	61%
Amount of practical experience	94%	92%	92%
Courses were up to date	94%	92%	92%
Courses were relevant to field	97%	96%	92%
Employment % Positive Ratings			
Education useful in performing job	97%	95%	100%
Education related to primary job	97%	95%	96%
Further Education % Positive Ratings			
Transfer experience	100%	50%	67%
Related to Langara education	94%	100%	100%
Prepared for further studies	100%	100%	100%



¹ At least 30 hours per week in their main job

² Percent of respondents who rated the item positively (e.g.: 'Well' or 'Very Well')

³ Among employed respondents only

⁴ Among respondents taking further studies only