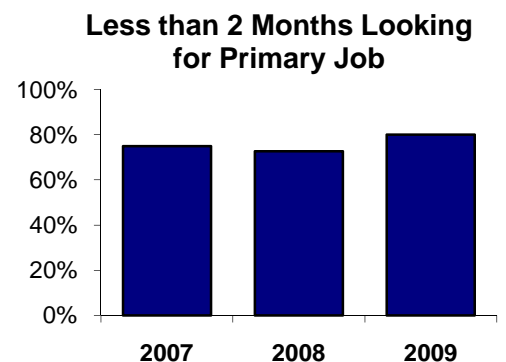
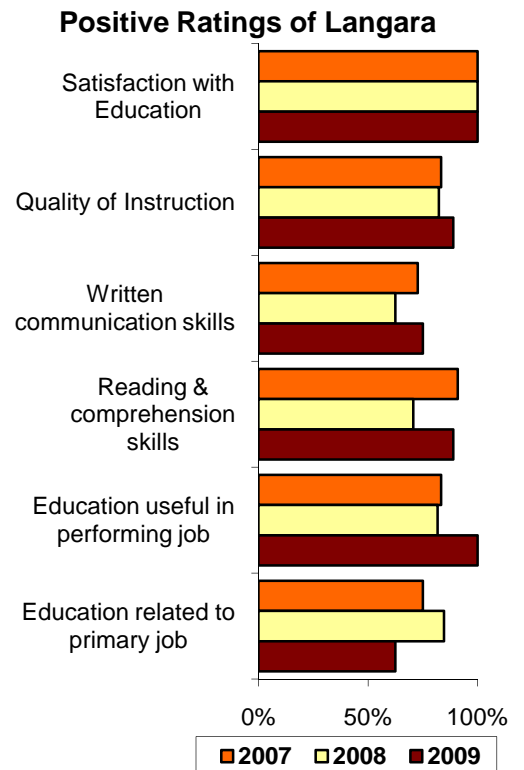
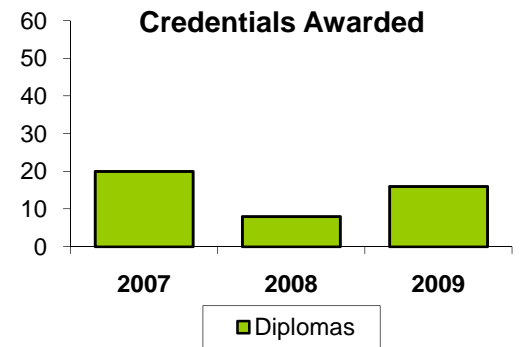


Student Outcomes Performance Indicators: Display + Design

	2007	2008	2009
Credentials Awarded			
Diplomas	20	8	16
Student Outcomes Survey Results			
Number of survey respondents	12	17	9
Current Activity			
Further studies	17%	47%	67%
Employed full-time	92%	69%	86%
Langara Education % Positive Ratings			
Satisfaction with Education	100%	100%	100%
Quality of Instruction	83%	82%	89%
Instructor available outside of class	92%	88%	89%
Instructor helpfulness	83%	94%	100%
Fair assessments	100%	88%	100%
Written communication skills	73%	63%	75%
Oral communication skills	82%	88%	89%
Critical analysis skills	92%	100%	100%
Problem solving skills	100%	94%	100%
Reading & comprehension skills	91%	71%	89%
Group collaboration skills	100%	100%	100%
Mathematics skills	45%	33%	50%
Independent learning skills	73%	82%	89%
Innovative thinking	92%	n/a	100%
Organization of program	92%	76%	89%
Textbooks & learning materials	58%	47%	88%
Library materials	11%	43%	67%
Amount of practical experience	92%	100%	100%
Courses were up to date	75%	65%	100%
Courses were relevant to field	100%	88%	89%
Employment % Positive Ratings			
Education useful in performing job	83%	82%	100%
Education related to primary job	75%	85%	63%
Further Education % Positive Ratings			
Transfer experience	0%	0%	0%
Related to Langara education	100%	88%	83%
Prepared for further studies	100%	100%	100%



¹ At least 30 hours per week in their main job

² Percent of respondents who rated the item positively (e.g.: 'Well' or 'Very Well')

³ Among employed respondents only

⁴ Among respondents taking further studies only