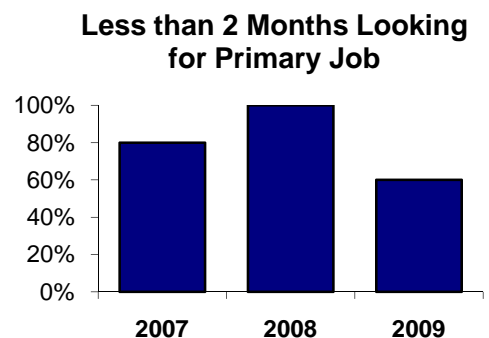
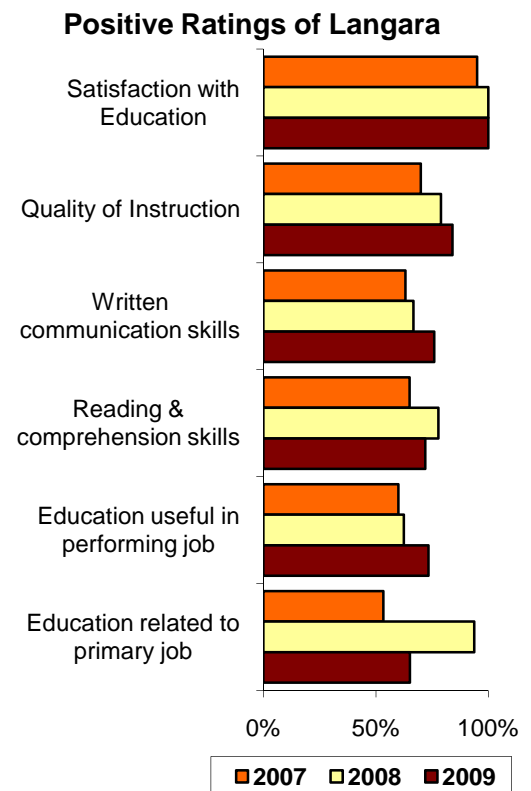
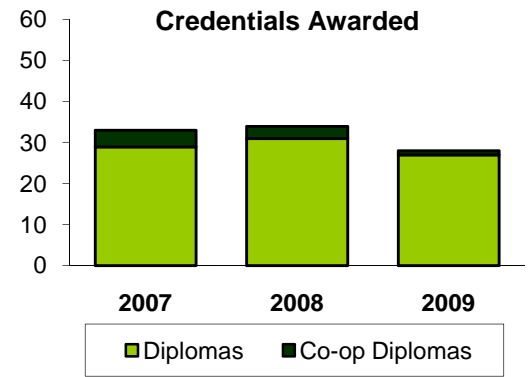


## Student Outcomes Performance Indicators: Business Management

	2007	2008	2009
<b>Credentials Awarded</b>			
Diplomas	29	31	27
Co-op Diplomas	4	3	1
<b>Student Outcomes Survey Results</b>			
Number of survey respondents	20	19	25
<b>Current Activity</b>			
Further studies	70%	42%	40%
Employed full-time	53%	79%	86%
<b>Langara Education % Positive Ratings</b>			
Satisfaction with Education	95%	100%	100%
Quality of Instruction	70%	79%	84%
Instructor available outside of class	72%	68%	80%
Instructor helpfulness	79%	79%	76%
Fair assessments	85%	79%	84%
Written communication skills	63%	67%	76%
Oral communication skills	74%	72%	76%
Critical analysis skills	80%	74%	72%
Problem solving skills	65%	84%	76%
Reading & comprehension skills	65%	78%	72%
Group collaboration skills	80%	83%	84%
Mathematics skills	50%	74%	57%
Independent learning skills	70%	79%	80%
Innovative thinking	85%	n/a	68%
Organization of program	90%	58%	68%
Textbooks & learning materials	45%	67%	88%
Library materials	53%	36%	64%
Amount of practical experience	45%	67%	64%
Courses were up to date	75%	84%	88%
Courses were relevant to field	90%	74%	76%
<b>Employment % Positive Ratings</b>			
Education useful in performing job	60%	63%	73%
Education related to primary job	53%	94%	65%
<b>Further Education % Positive Ratings</b>			
Transfer experience	40%	100%	0%
Related to Langara education	86%	88%	90%
Prepared for further studies	92%	100%	90%



<sup>1</sup> At least 30 hours per week in their main job

<sup>2</sup> Percent of respondents who rated the item positively (e.g.: 'Well' or 'Very Well')

<sup>3</sup> Among employed respondents only

<sup>4</sup> Among respondents taking further studies only