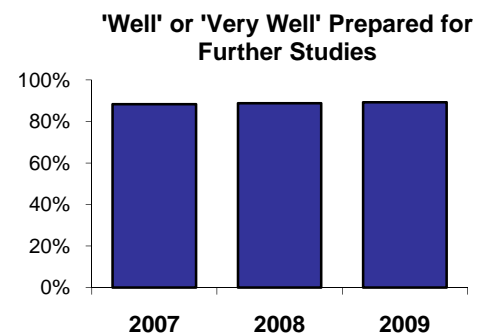
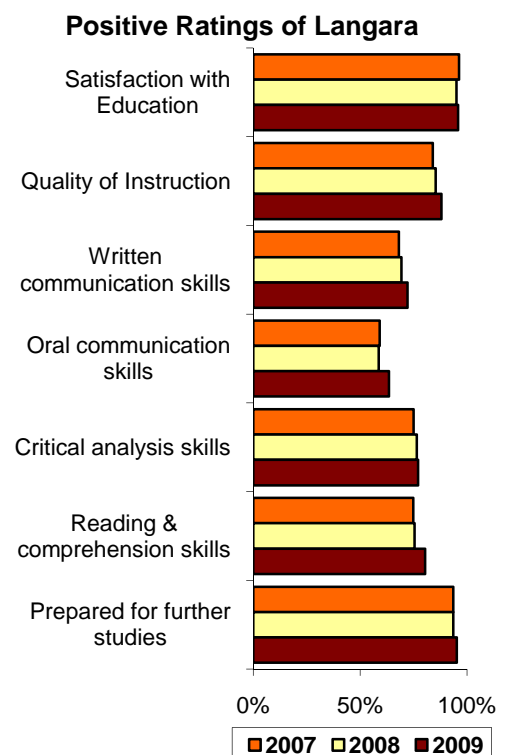
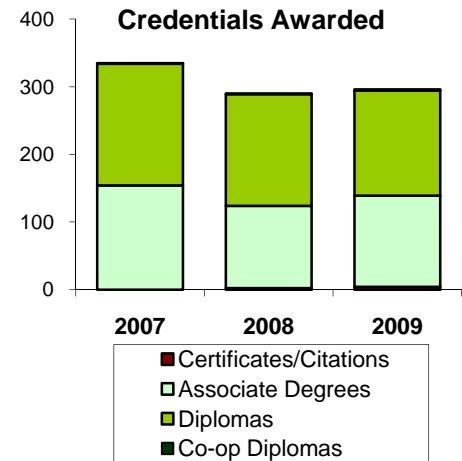


## Student Outcomes Performance Indicators: All Arts & Sciences Programs

	2007	2008	2009
<b>Credentials Awarded</b>			
Certificates/Citations	0	2	4
Associate Degrees	154	122	135
Diplomas	180	165	155
Co-op Diplomas	1	1	2
<b>Student Outcomes Survey Results</b>			
Number of survey respondents	1,020	902	791
<b>Current Activity</b>			
Further studies	86%	86%	86%
Employed full-time	43%	43%	41%
<b>Langara Education % Positive Ratings</b>			
Satisfaction with Education	96%	95%	96%
Quality of Instruction	84%	85%	88%
Instructor available outside of class	80%	81%	85%
Instructor helpfulness	82%	85%	85%
Fair assessments	81%	82%	85%
Written communication skills	68%	69%	72%
Oral communication skills	59%	59%	63%
Critical analysis skills	75%	76%	77%
Problem solving skills	65%	65%	68%
Reading & comprehension skills	75%	75%	80%
Group collaboration skills	69%	69%	73%
Mathematics skills	64%	64%	66%
Independent learning skills	75%	73%	75%
Innovative thinking	69%	n/a	72%
Organization of program	81%	80%	81%
Textbooks & learning materials	71%	67%	70%
Library materials	60%	56%	70%
Amount of practical experience	63%	58%	58%
Courses were up to date	83%	84%	86%
Courses were relevant to field	82%	82%	85%
<b>Employment % Positive Ratings</b>			
Education useful in performing job	47%	49%	44%
Education related to primary job	34%	30%	27%
<b>Further Education % Positive Ratings</b>			
Transfer experience	88%	84%	90%
Related to Langara education	88%	89%	89%
Prepared for further studies	94%	94%	95%



<sup>1</sup> At least 30 hours per week in their main job

<sup>2</sup> Percent of respondents who rated the item positively (e.g.: 'Well' or 'Very Well')

<sup>3</sup> Among employed respondents only

<sup>4</sup> Among respondents taking further studies only