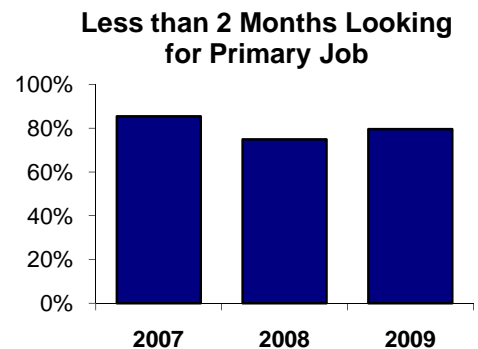
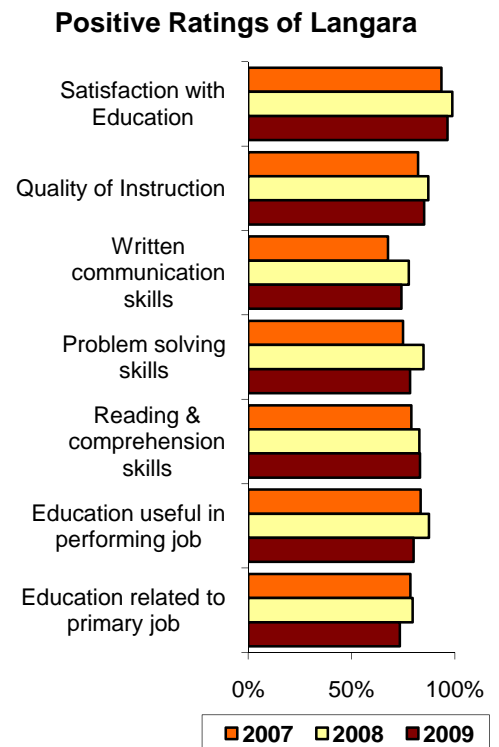
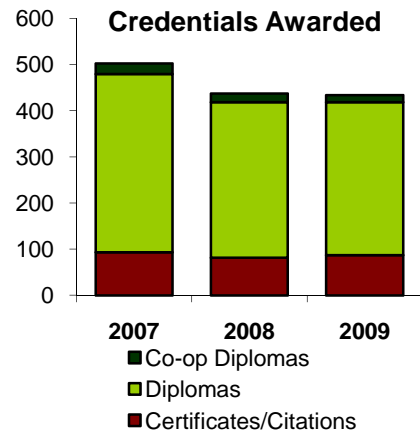


## Student Outcomes Performance Indicators: All Career/Vocational Programs\*

	2007	2008	2009
<b>Credentials Awarded</b>			
Certificates/Citations	93	81	87
Diplomas	386	337	331
Co-op Diplomas	23	19	15
<b>Student Outcomes Survey Results</b>			
Number of survey respondents	371	318	311
<b>Current Activity</b>			
Further studies	49%	42%	39%
Employed full-time	68%	79%	77%
<b>Langara Education % Positive Ratings</b>			
Satisfaction with Education	94%	99%	96%
Quality of Instruction	82%	87%	85%
Instructor available outside of class	82%	85%	82%
Instructor helpfulness	86%	88%	84%
Fair assessments	77%	85%	86%
Written communication skills	68%	78%	74%
Oral communication skills	76%	78%	77%
Critical analysis skills	83%	87%	82%
Problem solving skills	75%	85%	78%
Reading & comprehension skills	79%	83%	83%
Group collaboration skills	89%	88%	87%
Mathematics skills	51%	60%	64%
Independent learning skills	81%	84%	82%
Innovative thinking	81%	n/a	80%
Organization of program	76%	79%	78%
Textbooks & learning materials	62%	67%	69%
Library materials	53%	55%	61%
Amount of practical experience	83%	87%	83%
Courses were up to date	82%	84%	84%
Courses were relevant to field	82%	86%	86%
<b>Employment % Positive Ratings</b>			
Education useful in performing job	83%	87%	80%
Education related to primary job	78%	80%	73%
<b>Further Education % Positive Ratings</b>			
Transfer experience	87%	74%	81%
Related to Langara education	91%	87%	84%
Prepared for further studies	94%	97%	94%



\* Does not include Baccalaureate programs

<sup>1</sup> At least 30 hours per week in their main job

<sup>2</sup> Percent of respondents who rated the item positively (e.g.: 'Well' or 'Very Well')

<sup>3</sup> Among employed respondents only

<sup>4</sup> Among respondents taking further studies only