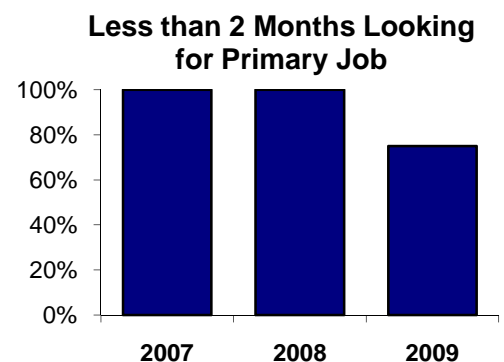
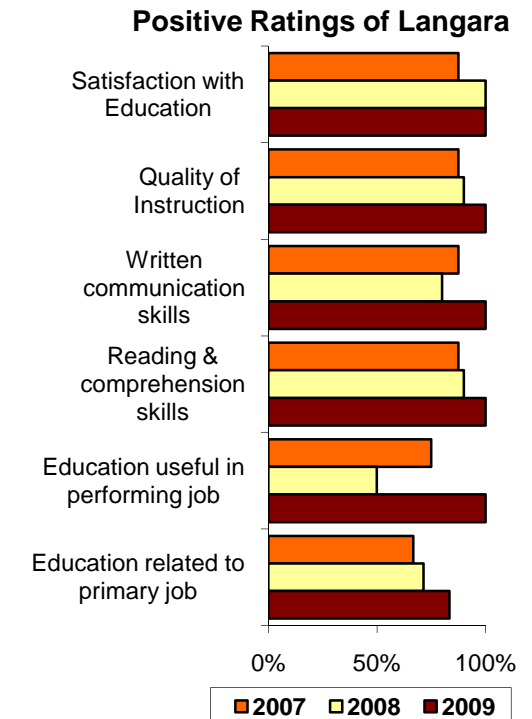
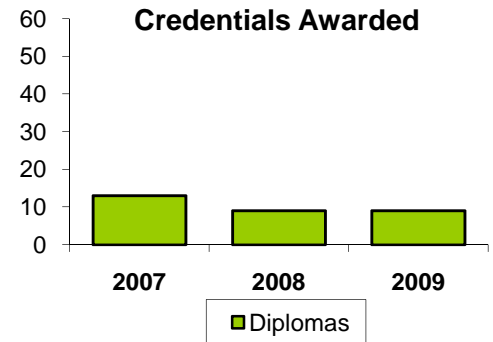


Student Outcomes Performance Indicators: Applied Urban & Rural Planning

	2007	2008	2009
Credentials Awarded			
Diplomas	13	9	9
Student Outcomes Survey Results			
Number of survey respondents	8	10	9
Current Activity			
Further studies	38%	60%	78%
Employed full-time	83%	100%	100%
Langara Education % Positive Ratings			
Satisfaction with Education	88%	100%	100%
Quality of Instruction	88%	90%	100%
Instructor available outside of class	63%	90%	78%
Instructor helpfulness	50%	80%	75%
Fair assessments	100%	90%	100%
Written communication skills	88%	80%	100%
Oral communication skills	75%	80%	78%
Critical analysis skills	88%	90%	100%
Problem solving skills	88%	90%	100%
Reading & comprehension skills	88%	90%	100%
Group collaboration skills	100%	90%	100%
Mathematics skills	67%	50%	50%
Independent learning skills	100%	90%	78%
Innovative Thinking	100%	n/a	100%
Organization of program	88%	100%	89%
Textbooks & learning materials	88%	90%	78%
Library materials	60%	38%	43%
Amount of practical experience	88%	100%	89%
Courses were up to date	75%	100%	100%
Courses were relevant to field	88%	100%	100%
Employment % Positive Ratings			
Education useful in performing job	75%	50%	100%
Education related to primary job	67%	71%	83%
Further Education % Positive Ratings			
Transfer experience	50%	60%	75%
Related to Langara education	67%	100%	100%
Prepared for further studies	100%	100%	100%



¹ At least 30 hours per week in their main job

² Percent of respondents who rated the item positively (e.g.: 'Well' or 'Very Well')

³ Among employed respondents only

⁴ Among respondents taking further studies only